

Integration with Google is now available with World Book Online

A Guide to Authenticating and using Google Integration

- Use your World Book Online access to search, store and share content integrated with Google. Use this resource to demonstrate the best practices for responsible research.
- Make lesson planning easier! Save article content for various units of study and make it accessible to other teachers who may also have similar needs! This can be done by opening saved articles from your Drive file with Google Docs.
- Create assessments based on article content and allow students to respond in real-time from home or from the classroom. Students can work collaboratively from anywhere in the world, and teachers can provide ongoing and simultaneous feedback.
- Simplify communications with parents! Quickly share collections of articles read, or assignments completed using Google Drive and World Book Online content so parents are well versed and no longer need to ask "What did you learn in school today?"

Follow these steps to authenticate and start saving content to your Google Drive files!

1

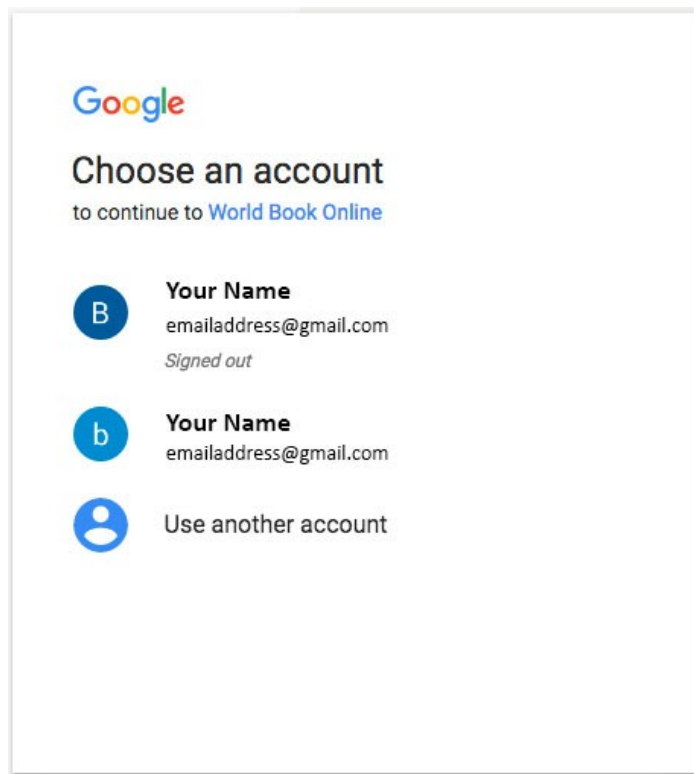


The screenshot shows the World Book Online interface for an article titled "Aurora". The page features a search bar, navigation tabs for "Article", "Images, Videos, and Audio", and "Related Information". A "Tools and Settings" menu is open on the right, listing options such as "View", "Save", "Download as PDF", "Save to Google Drive", "Save to My Research", "Email", "Print", "Citations", "Translate this text", "Text-to-speech", and "Text size". A blue arrow points to the "Save to Google Drive" option, with a text box above it stating: "From an article page, click 'Save to Google Drive'". The background image shows a vibrant aurora borealis over a snowy landscape.

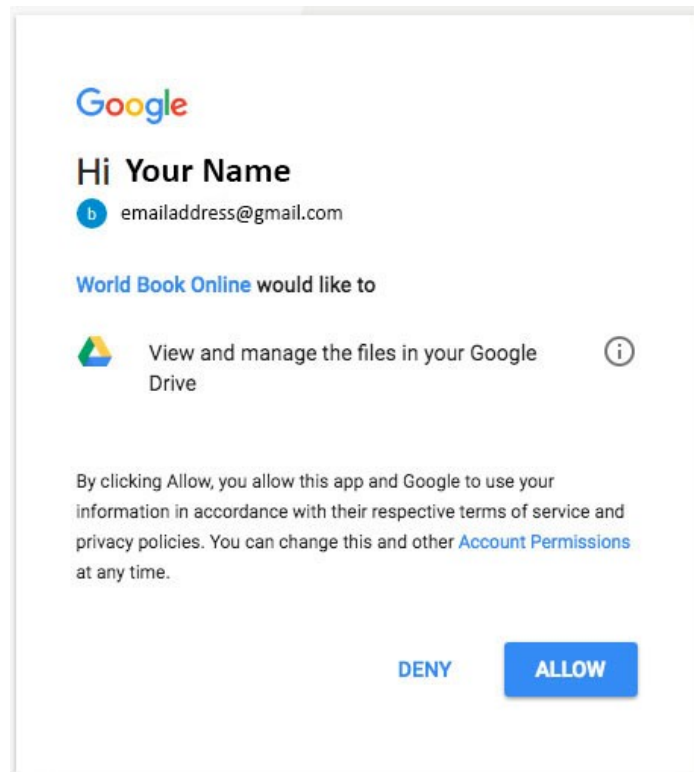
World Book Products Stay Connected Support Corporate For Educators

© 2017 World Book, Inc. All rights reserved. WORLD BOOK and the GLOBE DEVICE are registered trademarks or trademarks of World Book, Inc.

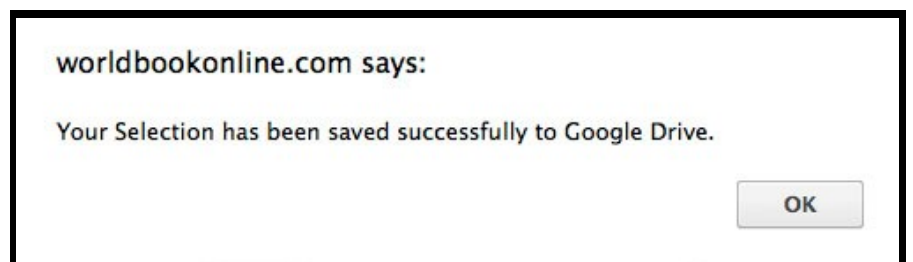
2 Choose an Account to link with World Book Online



3 Allow World Book Online to access your Google account

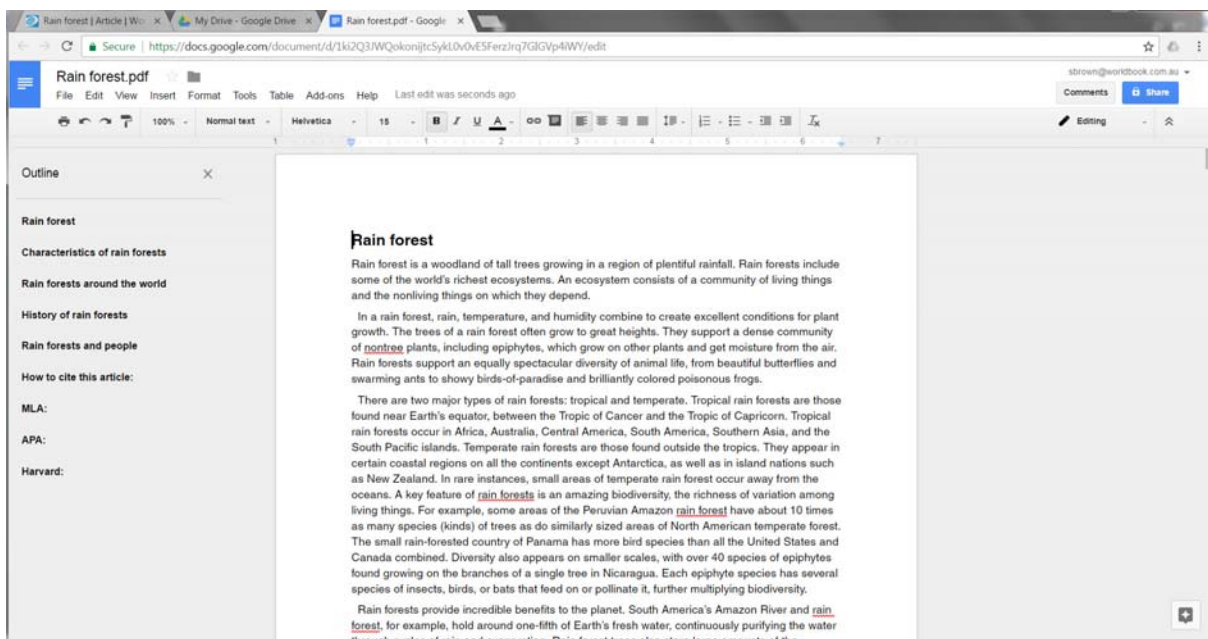
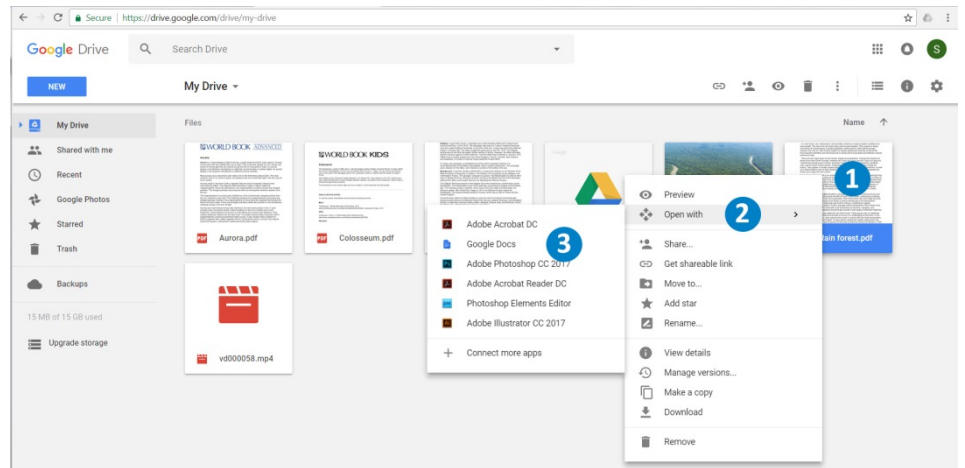


4 When your selection has been successfully saved you will receive this notification!



A Guide to converting PDFs to Google Docs

- 1 Login to your **Google Drive** account.
Right-click on the PDF document you want to convert.
- 2 Hover over **Open with**
- 3 Select **Google Docs**



Contact email info@worldbook.com.au or call your local sales consultant for more information or with any questions!